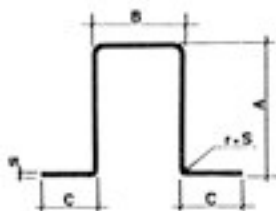


PROFILI APERTI OMEGA SIMMETRICI

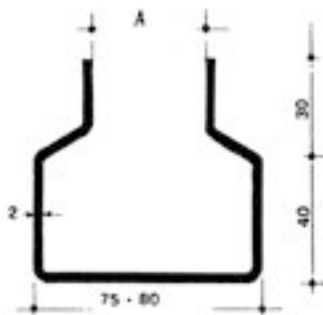
| dimensioni C x A x B mm | spessore | | | | | | |
|-------------------------------|-----------|------|------|------|---|---|---|
| | 1,5 | 2 | 2,5 | 3 | 4 | 5 | 6 |
| | peso kg/m | | | | | | |
| 10 x 15 x 15 | 0,636 | | | | | | |
| 10 x 15 x 30 | 0,816 | 1,02 | | | | | |
| 10 x 20 x 20 | 8,160 | | | | | | |
| 10 x 25 x 15 | 0,876 | 1,10 | | | | | |
| 10 x 25 x 50 | 1,300 | 1,66 | | | | | |
| 15 x 30 x 15 | 1,110 | 1,42 | | | | | |
| 15 x 30 x 30 | 1,300 | 1,66 | | | | | |
| 15 x 30 x 50 | 1,540 | 1,98 | | | | | |
| 15 x 35 x 15 | 1,240 | 1,58 | | | | | |
| 15 x 35 x 35 | 1,480 | 1,90 | | | | | |
| 20 x 35 x 20 | 1,410 | 1,82 | 2,20 | | | | |
| 20 x 35 x 35 | 1,600 | 2,06 | 2,50 | 3,20 | | | |
| 20 x 35 x 50 | 1,780 | 2,30 | 2,80 | 3,26 | | | |
| 20 x 40 x 30 | 1,660 | 2,14 | 2,60 | 3,02 | | | |
| 25 x 40 x 25 | 1,720 | 2,22 | 2,70 | 3,14 | | | |
| 25 x 40 x 30 | 1,780 | 2,30 | 2,80 | 3,26 | | | |
| 25 x 40 x 40 | 1,900 | 2,46 | 3,00 | 3,50 | | | |
| 20 x 45 x 20 | 1,660 | 2,14 | 2,60 | | | | |
| 20 x 45 x 30 | 1,780 | 2,30 | 2,80 | 3,26 | | | |
| 25 x 45 x 45 | 2,080 | 2,70 | 3,30 | 3,86 | | | |
| 20 x 50 x 25 | 1,840 | 2,38 | 2,90 | | | | |
| 20 x 50 x 30 | 1,900 | 2,46 | 3,00 | 3,50 | | | |
| 20 x 50 x 50 | 2,130 | 2,78 | 3,40 | 3,98 | | | |
| 25 x 50 x 30 | 2,010 | 2,62 | 3,20 | 3,75 | | | |
| 25 x 50 x 40 | 2,140 | 2,78 | 3,40 | 3,98 | | | |
| 30 x 50 x 25 | 2,07 | 2,70 | 3,30 | | | | |
| 30 x 50 x 30 | 2,13 | 2,78 | 3,40 | 3,98 | | | |



PROFILI APERTI OMEGA SIMMETRICI

| dimensioni C x A x B mm | spessore | | | | | | |
|-------------------------------|-----------|------|------|-------|-------|-------|---|
| | 1,5 | 2 | 2,5 | 3 | 4 | 5 | 6 |
| | peso kg/m | | | | | | |
| 20 x 60 x 30 | 2,13 | 2,78 | 3,40 | 3,98 | | | |
| 20 x 60 x 40 | 2,26 | 2,95 | 3,60 | 4,22 | | | |
| 25 x 60 x 30 | 2,26 | 2,95 | 3,60 | 4,22 | | | |
| 25 x 60 x 40 | 2,38 | 3,10 | 3,80 | 4,46 | | | |
| 30 x 60 x 30 | 2,38 | 3,10 | 3,80 | 4,46 | | | |
| 30 x 60 x 40 | 2,50 | 3,26 | 4,00 | 4,70 | | | |
| 20 x 70 x 25 | 2,31 | 3,02 | 3,70 | 4,34 | | | |
| 20 x 70 x 40 | 2,50 | 3,26 | 4,00 | 4,70 | | | |
| 20 x 70 x 50 | 2,61 | 3,42 | 4,20 | 4,95 | | | |
| 25 x 70 x 40 | 2,61 | 3,42 | 4,20 | 4,95 | | | |
| 25 x 70 x 50 | 2,73 | 3,58 | 4,40 | 5,18 | | | |
| 30 x 70 x 30 | | 3,42 | 4,20 | 4,95 | | | |
| 30 x 70 x 50 | | 3,74 | 4,60 | 5,42 | | | |
| 20 x 75 x 50 | | 3,58 | 4,40 | 5,18 | | | |
| 25 x 75 x 50 | | 3,74 | 4,60 | 5,42 | | | |
| 30 x 75 x 50 | | 3,90 | 4,80 | 5,66 | | | |
| 20 x 80 x 40 | | 3,58 | 4,40 | 5,18 | | | |
| 20 x 80 x 50 | | 3,74 | 4,60 | 5,42 | | | |
| 25 x 80 x 40 | | 3,74 | 4,60 | 5,42 | | | |
| 25 x 80 x 50 | | 3,90 | 4,80 | 5,66 | | | |
| 30 x 80 x 40 | | 3,90 | 4,80 | 5,66 | | | |
| 30 x 80 x 50 | | 4,06 | 5,00 | 5,90 | | | |
| 15 x 100 x 30 | | 3,90 | 4,80 | 5,66 | | | |
| 25 x 100 x 40 | | 4,38 | 5,40 | 6,38 | | | |
| 25 x 100 x 50 | | 4,54 | 5,60 | 6,62 | | | |
| 25 x 100 x 60 | | 4,70 | 5,80 | 6,84 | | | |
| 30 x 100 x 40 | | 4,54 | 5,60 | 6,62 | | | |
| 30 x 100 x 50 | | 4,70 | 5,80 | 6,84 | | | |
| 30 x 100 x 60 | | 4,86 | 6,00 | 7,10 | | | |
| 40 x 100 x 40 | | 4,86 | 6,00 | 7,10 | | | |
| 30 x 110 x 50 | | 5,02 | 6,20 | 7,34 | | | |
| 30 x 120 x 50 | | 5,34 | 6,60 | 7,82 | 10,18 | | |
| 30 x 120 x 60 | | 5,50 | 6,80 | 8,06 | 10,50 | | |
| 40 x 120 x 80 | | 6,14 | 7,60 | 9,03 | 11,77 | | |
| 30 x 150 x 80 | | 6,78 | 8,40 | 9,98 | 13,06 | 16,00 | |
| 40 x 150 x 80 | | 7,10 | 8,80 | 10,46 | 13,70 | 16,80 | |
| 40 x 150 x 110 | | 7,58 | 9,40 | 11,18 | 14,66 | 18,00 | |

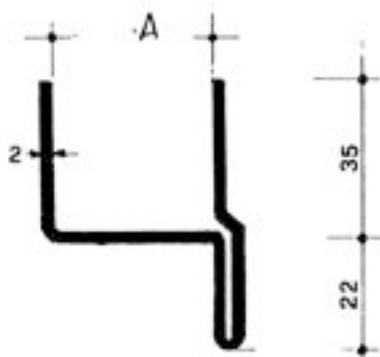
PROFILI PER PANNELLI POLIURETANICI



SERIE DI PROFILATI ZINCATI
PER PANNELLI POLIURETANICI

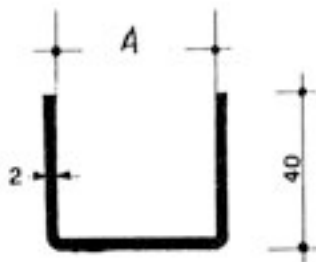
A = 31 - 36 - 41

- PROFILO PER PORONI
Peso Kg. 3,6 ca. al mt.



A = 31 - 36 - 41

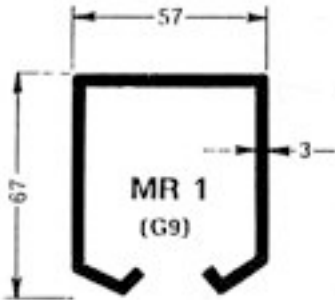
- PROFILO BATTENTE
Peso Kg. 2,5 ca. al mt.



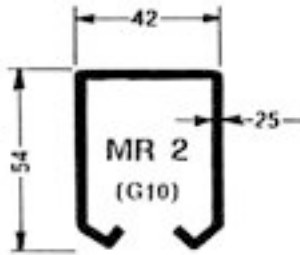
A = 31 - 36 - 41

- PROFILO PORTAPANNELLO
Peso Kg. 1,8 ca. al mt.

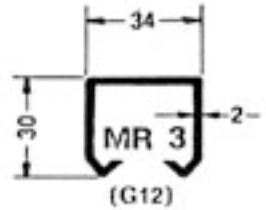
MONOROTAIE E CARRELLI



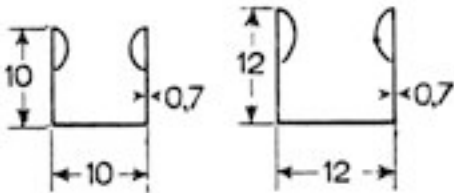
Tipo per carrelli grandi
peso al m kg 5,000



Tipo per carrelli piccoli
peso al m kg 3,180



Tipo per carrelli mignon
peso al m kg 1,774



FERMAVETRO A SCATTO ZINCATO

peso m Kg 0,203 peso m Kg 0,240
spessore m/m 0,7



Viti zincate autofilettanti
per fermavetri a scatto
per tipi 10 - 12



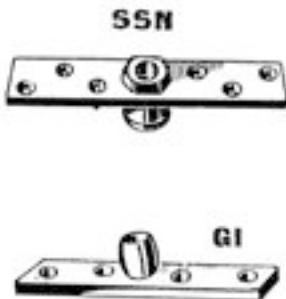
PORTATA MONOROTAIE
(con supporto ogni metro)

Carrelli grandi e piccoli a 2
e 4 ruote
2 RA 4 RA 2 RB 4 RB

Carrello
tipo 2 r A = kg/m 400
tipo 4 r B = kg/m 450
tipo 2 r B = kg/m 200
tipo 4 r A = kg/m 750



Carrelli Mignon a 2 e 4 ruote per MR
3 4 RC



STAFFA SNODATA
per carrelli ns / tipi
MR 1
MR 2

GUIDA INFERIORE
ad oliva con rullo ottone
Ø 10
Ø 15
Ø 25

MONOROTAIE E CARRELLI



tondo giunzione

